

STATISTICS

WATER SUPPLY (ACRE FEET)					
	2001/02	2000/01	1999/00	1998/99	1997/98
Pumping	79,937	74,647	78,639	74,638	71,597
Purchases	900	498	68	275	252
Total	80,837	75,145	78,707	74,913	71,849
Percentage pumped	98.9%	99.3%	99.9%	99.6%	99.7%
System peak day (gallons)	102,241,000	99,861,000	101,119,000	101,924,000	96,015,000

WATER USE					
	2001/02	2000/01	1999/00	1998/99	1997/98
Average number of customers					
Residential	54,468	54,200	53,879	53,774	53,387
Commercial/industrial	4,356	4,365	4,355	4,104	4,164
Other	352	341	304	505	664
Total	59,176	58,906	58,538	58,383	58,215
*CCF sales					
Residential	18,653,037	17,517,449	18,708,750	16,778,949	15,518,199
Commercial/industrial	9,820,471	9,577,374	9,873,278	8,570,558	8,289,294
Other	945,519	949,425	702,983	1,428,037	1,117,661
Total	29,419,027	28,044,248	29,285,011	26,777,544	24,925,154

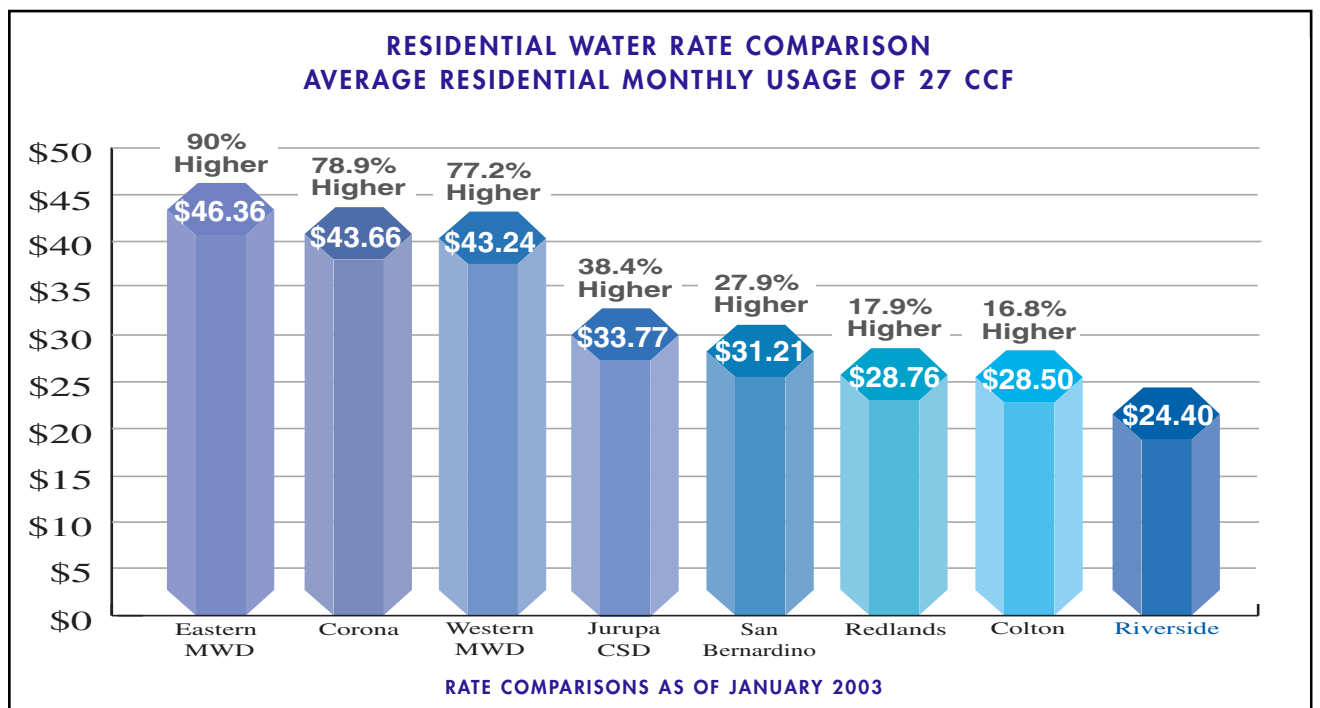
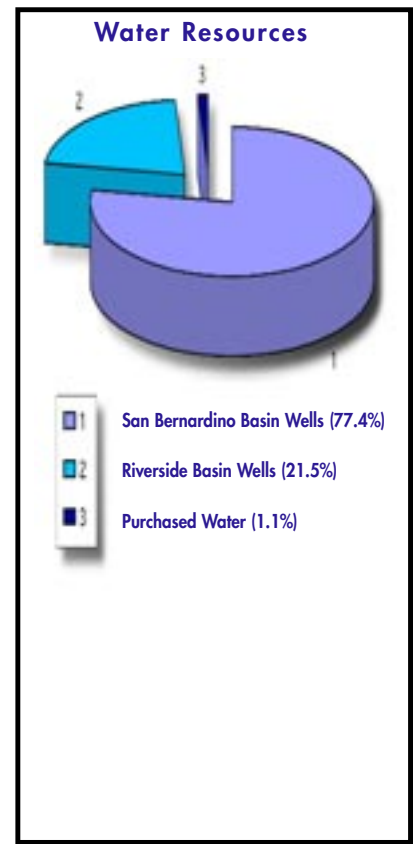
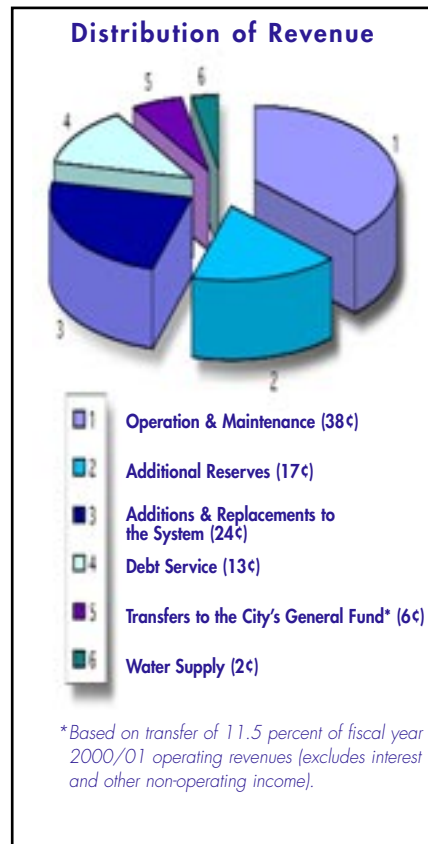

*(CCF equals 100 cubic feet)

WATER FACTS					
	2001/02	2000/01	1999/00	1998/99	1997/98
Average annual CCF per residential customer	343	323	347	312	291
Average price (cents/CCF) per residential customer	97.3	94.3	93.2	93.0	91.7
Debt service coverage ratio	3.89	3.31	3.17	2.77	2.30
Employees ¹	123	122	121	119	128

¹Approved positions


STATISTICS

2001/02 WATER REVENUE AND RESOURCES



STATISTICS

General Fund Transfer (in millions)



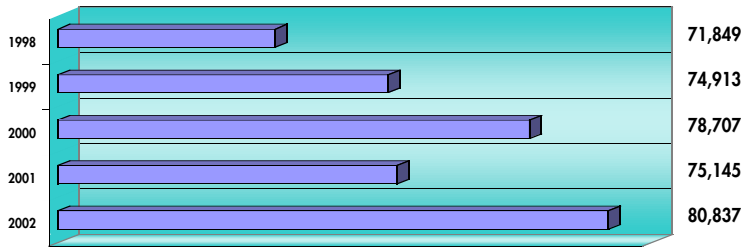
Average Number of Customers



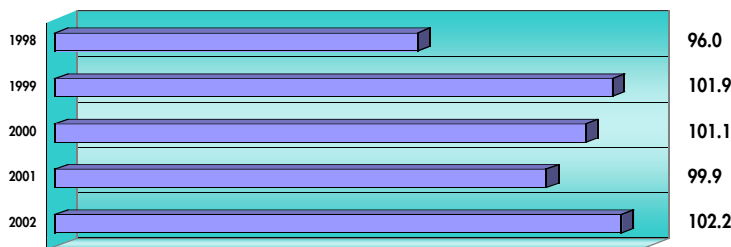
Total Operating Revenue (in millions)



Production (in acre feet)



Peak Day Demand (in million gallons)



WATER FACTS AND SYSTEM STATISTICS

Established:	1913
Service Area Population:	265,700
Service Area Size (square miles):	73.9
System Statistics:	
Smallest pipeline:	1.0"
Largest pipeline:	72.0"
Miles of pipeline:	938
Number of domestic wells:	47
Number of active reservoirs:	16
Total reservoir capacity (gallons):	100,400,000
Miles of canal:	12
Number of fire hydrants:	6,715
Daily average production (gallons):	72,084,500
2001-02 Peak day (gallons):	102,241,000
7/2/01, 102 degrees	
Historical peak (gallons):	102,241,000
7/2/01, 102 degrees	

BOND RATINGS

FITCH IBCA, DUFF & PHELPS	AA
STANDARD & POOR'S	AA

If you have questions on this report or would like to request a copy on CD-ROM, please call Riverside Public Utilities Administration Department at (909) 826-5789.